



District Report Card: 2017


State: Bihar	District: Bhojpur
Class: 3	Subject: Language
Schools: 60	Students: 1047


Participation/Coverage


Students

 GENDER	Boys		Girls	
	Number	%	Number	%
	492	46.99	555	53.01

 AREA	Rural		Urban	
	Number	%	Number	%
	987	94.27	60	5.73

 CATEGORY	SC		ST		OBC		GEN	
	Number	%	Number	%	Number	%	Number	%
	252	24.07	16	1.53	699	66.76	80	7.64

 CWSN	LD	VI	HI	S&LD	ID	Oth
	1	5	0	4	1	0

 Management	Government		Government-aided	
	Number	%	Number	%
	1035	98.85	12	1.15

Average Performance of Students in Language (%)

Overall	Gender		Area		Management		Social Group			
	Male	Female	Rural	Urban	Govt.	Aided	SC	ST	OBC	GEN
64.58	64.88	64.32	64.57	64.89	64.33	86.67	68.23	61.25	63.24	65.50

Performance on Learning Outcomes (LOs)

Learning Outcomes	Description	Average Performance(%)
L304	Reads small texts with comprehension i.e., identifies main ideas, details, sequence and draws conclusions	65.77
L312	Reads printed scripts on the classroom walls: poems, posters, charts etc.	62.22

Range of Performance of Students who Answered Correctly							
Below 30%		30% - 50%		50% - 75%		Above 75%	
Number	%	Number	%	Number	%	Number	%
91	8.69	194	18.53	389	37.15	373	35.63

Lowest Performing Learning Outcomes (LOs)

1 - Reads printed scripts on the classroom walls: poems, posters, charts etc. (62.22)

2 - Reads small texts with comprehension i.e., identifies main ideas, details, sequence and draws conclusions (65.77)